

CATALOGO DE RECAMBIOS
CABINA ALASKA HIDROSAUNA

Ed.01/09

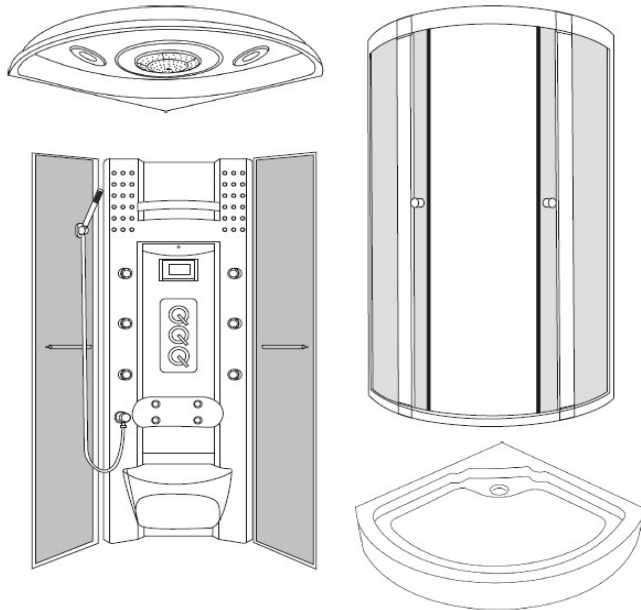
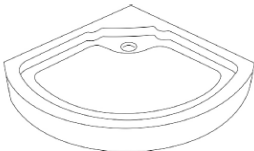
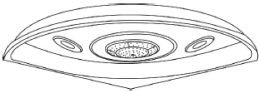
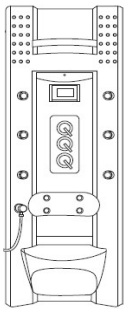
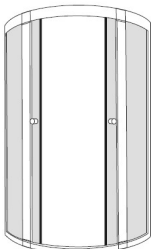
















FOTO	REFERENCIA	DESCRIPCIÓN	DESCRIPTION	COD. EAN
	21001196	PLATO DE DUCHA	SHOWER BASE	8435124411968
	21000337	TECHO	ROOF	8435124403376
	21001197	PANEL TRASERO (CENTRAL)	BACK PANEL (COMPLETE WITH ALL COMPONENTS)	8435124411975
	21000336	MAMPARA	GLASS BOX (COMPLETE)	8435124403369

	21000316	PERFIL LATERAL IZQUIERDO	ALUMINUM PROFILES (LEFT)	8435124403161
	21000314	PERFIL LATERAL DERECHO	ALUMINUM PROFILES (RIGHT)	8435124403147
	21000312	PERFIL CENTRAL	ALUMINUM PROFILES (FRONT)	8435124403123
	21000317	PROTECTORES DE PLÁSTICO	PLASTIC PROTECTION	8435124403178
	21000319	PERFIL SUPERIOR	PROFILE ALUMINUM (UP PART)	8435124403192
	21000322	PERFIL INFERIOR	PROFILE ALUMINUM (DOWN PART)	8435124403222
	21000339	CRISTAL FIJO (MAMPARA) MEDIDA: 179,5 x 31,5 CM	FIXED GLASS SIZE: 179,5x31,5CM	8435124403390

	21000315	PUERTA DE CRISTAL MEDIDA: 186,5 x 34,5 CM	GLASS DOOR SIZE: 186,5x34,5CM	8435124403154
	21000323	PANEL TRASERO (IZQUIERDO) MEDIDA: 188 x 41 CM	BACK PANEL (LEFT) SIZE: 188x41CM	8435124403239
	21000324	PANEL TRASERO (DERECHO) MEDIDA: 188 x 41 CM	BACK PANEL (RIGHT) SIZE: 188x41 CM	8435124403246
	21001035	PROTECTOR CON LENGÜETA DE SILICONA	SILICONE DOORS (1 SET)	8435124410350
	21000325	ROCIADOR DE TECHO	TOP SHOWER	8435124403253
	21000328	INYECTORES (JETS)	JETS	8435124403284
	21000341	RESPALDO LUMBAR	CUSHIONS	8435124403413

	21000329	PLAFÓN (Diámetro 375 mm)	CEILING	8435124403291
	21000338	BALASTO ELECTRÓNICO	BALLAST	8435124403383
	21000330	TUBO FLUORESCENTE	FLUOR LAMP	8435124403307
	21001040	ANILLO DE LEDS	LEDS	8435124410404
	21000331	PLACA DE LEDS (PANEL TRASERO)	BOARD LEDS (BACK PANNEL)	8435124403314
	21000333	GRIFERÍA	FAUCET (COMPLETE)	8435124403338

	21001071	TAPA ALTAVOZ / EXTRACTOR	CAP OF SPEAKER / FAN	8435124410718
	21001072	REJILLA ALTAVOZ/EXTRACTOR (CHROME)	GRID SPEAKER/FAN	8435124410725
	21001073	REJILLA ALTAVOZ/EXTRACTOR 2008 (PLATA)	GRID SPEAKER/FAN (PLATE)	8435124410732
	21000320	ALTAVOZ (FICHA AMARILLA)	SPEAKER	8435124403208
	21000321	VENTILADOR (FICHA BLANCA) MODELO: DC12S9225H DC12V - 0,20A	FAN (CHENRI ELECTRONIC)	8435124403215
	21001074	TORNILLERÍA	SCREW (COMPLETE)	8435124410749
	21000767	GENERADOR DE OZONO XL-1815	OZONE XL-1815	8435124407671
	21000805	SENSOR DE TEMPERATURA	TEMPERATURE SENSOR	8435124408050
	21001198	MANDO A DISTANCIA	REMOTE CONTROL	8435124411982

	21001199	PANEL DE CONTROL ZQHB-KLD-03 M083250187	CONTROL PANEL ZQHB-KLD-03 M073840798	843512441999
	21001200	CAJA DE SISTEMA ELECTRICO (CPU) ZQHB-KLD-03 D083250205	ELECTRONIC SYSTEM (CPU) ZQHB-KLD-03 D083250205	8435124412002
	21001201	GENERADOR DE VAPOR PZQ30A1-01 Z083240192	STEAM GENERATOR PZQ30A1-01 Z083240192	8435124412019
	21001079	CARTUCHO GRIFERÍA	CARTBRIDGE	8435124410794
	21000804	" T " DE CONEXIÓN CIRCUITO HIDRAULICO	" T " CONNECTION WATER SYSTEM	8435124408043
	21001048	POMOS (PUERTAS)	HAND DOORS	8435124410480
	21001080	REPISA METÁLICA	METAL SHELF	8435124410800
	21000318	ASA INTERIOR DISTANCIA 26CM	HANDLE	8435124403185
	21000986	CONEXIÓN FLEJO DUCHA	SUPPORT FLEJO	8435124409866

	21001202	TELEFONO DUCHA (3 Funciones)	HAND SHOWER	8435124412026
	21001052	FLEXO DUCHA	FLEXO	8435124410527
	21000989	SOPORTE DE DUCHA	SUPPORT OF HAND SHOWER	8435124409897
	21001081	TAPÓN LUCES PANEL CENTRAL	CAP OF LEDS	8435124410817
	21000991	RODAMIENTOS	ROUNDS	8435124409910
	21000992	TOPES DE GOMA	RUBBER CAP	8435124409927
	21001056	PROTECTOR CON CIERRE IMANTADO	MAGNETS DOORS (2 SET)	8435124410565
	21001203	DESAGÜE	DRAIN	8435124412033
	21001083	TUBO DE DESAGÜE	DRAIN TUBE	8435124410831
	21000332	LATIGUILLO DE CONEXIÓN AGUA FRIA/CALIENTE (AZUL/ROJO)	HOSE WATER CONNECTION	8435124403321
	21001084	MANGUITO DE CONEXIÓN ROCIADOR (1,80 cm Largo)	HOSE CONNECTION OF TOP SHOWER (1,80 cm Length)	8435124410848

	21001085	MANGUITO DE CONEXIÓN TELEFONO DE DUCHA (50 cm Largo)	HOSE CONNECTION OF HAND SHOWER (50 cm Length)	8435124410855
	21000798	MANGUITO CON PROTECCIÓN TÉRMICA	HOSE OF STEAM	8435124407985
	21001204	PATAS PROTECCION	PLASTIC PROTECTION	8435124412040
	21001066	CODO DE CONEXIONES	CONNECTION OF HOSE WATER	8435124410664
	21000768	SALIDA DE VAPOR	STEAM SPRAY	8435124407688
	21001205	JUNTA DE GOMA	RUBBER GASKETS	8435124412057