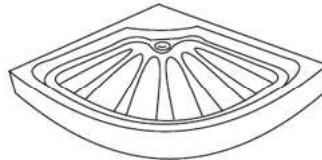
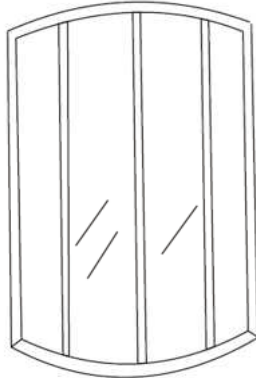
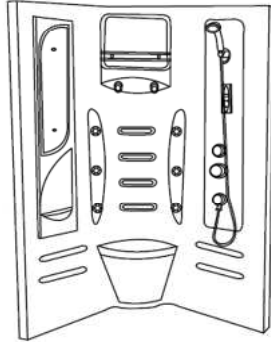
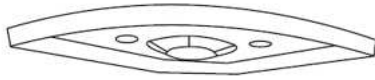










# CATALOGO DE RECAMBIOS CABINA VANCOUVER

Ed.01/09



| FOTO | REFERENCIA | DESCRIPCIÓN           | DESCRIPTION                               | COD. EAN      |
|------|------------|-----------------------|---|---------------|
|      | 21001212   | PLATO DE DUCHA K8800  | SHOWER BASE K8800                         | 8435124412125 |
|      | 21001071   | PLATO DE DUCHA CF9808 | SHOWER BASE CF9808                        | 8435124410718 |
|      | 21001213   | TECHO                 | ROOF                                      | 8435124412132 |
|      | 21001214   | PANEL TRASERO K8800   | BACK PANEL (COMPLETE WITH ALL COMPONENTS) | 8435124412149 |
|      | 21001425   | PANEL TRASERO CF9808  | BACK PANEL (COMPLETE WITH ALL COMPONENTS) | 843512441425  |

|   |          |                               |                              |               |
|---|----------|-------------------------------|------------------------------|---------------|
|    | 21001215 | MAMPARA K8800                 | GLASS BOX (COMPLETE)         | 8435124412156 |
|   | 21000982 | MAMPARA CF9808                | GLASS BOX (COMPLETE)         | 8435124409828 |
|    | 21001216 | PERFIL LATERAL IZQ            | ALUMINUM PROFILES (LEFT)     | 8435124412163 |
|   | 21001217 | PERFIL LATERAL DER            | ALUMINUM PROFILES (RIGHT)    | 8435124412170 |
|  | 21001218 | PERFIL SUPERIOR K8800         | PROFILE ALUMINUM (UP PART)   | 8435124412187 |
|   | 21001426 | PERFIL SUPERIOR CF9808        | PROFILE ALUMINUM (UP PART)   | 8435124414266 |
|  | 21001219 | PERFIL INFERIOR K8800         | PROFILE ALUMINUM (DOWN PART) | 8435124412194 |
|   | 21001427 | PERFIL INFERIOR CF9808        | PROFILE ALUMINUM (DOWN PART) | 8435124414273 |
|  | 21001220 | PUERTA DE CRISTAL (IZQUIERDA) | GLASS DOOR (LEFT)            | 8435124412200 |




|   |          |                                    |                           |               |
|---|----------|------------------------------------|---------------------------|---------------|
|    | 21001221 | PUERTA DE CRISTAL<br>(DERECHA)     | GLASS DOOR<br>(RIGHT)     | 8435124412217 |
|    | 21001222 | CRISTAL FIJO MAMPARA<br>177 x 33cm | FIX GLASS                 | 8435124412224 |
|   | 21001223 | PESTAÑA UNIÓN PERFILES             | CONNECTION<br>PROFILES    | 8435124412231 |
|  | 21000970 | ENGANCHE FIJO CRISTAL              | CAP OF FIX GLASS          | 8435124409705 |
|  | 21000971 | JUNTA VIERTEAGUAS                  | SILICONE DOORS<br>(2 SET) | 8435124409712 |
|  | 21001224 | PLAFON                             | CEILING                   | 8435124412248 |
|  | 21001225 | ROCIADOR DE TECHO                  | TOP SHOWER                | 8435124412255 |

|   |          |                               |                             |               |
|---|----------|-------------------------------|-----------------------------|---------------|
|    | 21000338 | BALASTO ELECTRÓNICO           | BALLAST                     | 8435124403383 |
|    | 21000330 | TUBO FLUORESCENTE<br>T5. G10q | FLUOR LAMP                  | 8435124403307 |
|   | 21000974 | JET CIRCUITO ABIERTO          | JETS                        | 8435124409743 |
|  | 21001226 | GRIFERÍA                      | FAUCET<br>(COMPLETE)        | 8435124412262 |
|  | 21001101 | GRIFO SELECTOR FUNCIÓN        | SELECT FUNCTION<br>& FAUCET | 8435124411012 |
|  | 21001227 | MANDOS GRIFERÍA               | KNOBS                       | 8435124412279 |
|  | 21001341 | EMBELLECEDORES                | TRIMS                       | 8435124413412 |

|   |          |   |                             |               |
|---|----------|---|-----------------------------|---------------|
|    | 21001079 | CARTUCHO MONOMANDO                        | CARTBRIDGE                  | 8435124410794 |
|    | 21001106 | TAPA ALTAVOZ / VENTILADOR<br>2008 (PLATA) | GRID SPEAKER/FAN<br>(PLATE) | 8435124411067 |
|    | 21000978 | ALTAVOZ (FICHA AZUL)                      | SPEAKER                     | 8435124409781 |
|   | 21000979 | VENTILADOR (FICHA NEGRA)                  | FAN                         | 8435124409798 |
|  | 21000980 | TORNILLERÍA                               | SCREW (COMPLETE)            | 8435124409804 |
|  | 21001228 | PANEL DE CONTROL<br>GP2005H               | CONTROL PANEL<br>GP2005H    | 8435124412286 |
|  | 21001229 | TRANSFORMADOR<br>AEO - 4812               | TRANSFORMER                 | 8435124412293 |

|   |          |                      |                        |               |
|---|----------|----------------------|------------------------|---------------|
|    | 21000983 | CAJA CONEXIÓN A RED  | BOX CONNECTIONS        | 8435124409835 |
|    | 21000938 | ASAS (PUERTA)        | HAND DOORS             | 843512449385  |
|    | 21000939 | REPISA METÁLICA      | METAL SHELF            | 843512449392  |
|   | 21000986 | CONEXIÓN FLEJO DUCHA | CONNECTION FLEJO       | 8435124409866 |
|  | 21000987 | TELEFONO DUCHA       | HAND SHOWER            | 8435124409873 |
|  | 21000988 | FLEJO DUCHA          | FLEJO                  | 8435124409880 |
|  | 21000989 | SOPORTE DE DUCHA     | SUPPORT OF HAND SHOWER | 8435124409897 |

|   |          |                        |                       |               |
|---|----------|------------------------|-----------------------|---------------|
|    | 21001230 | ESPEJO                 | MIRROR                | 8435124412309 |
|    | 21000991 | RODAMIENTOS            | WHEELS                | 8435124409910 |
|    | 21000992 | TOPES DE GOMA          | RUBBER CAP            | 8435124409927 |
|   | 21000993 | IMANES PUERTAS         | MAGNETS DOORS (2 SET) | 8435124409934 |
|  | 21000994 | JUNTAS DE ESTANQUEIDAD | RUBBER GASKETS        | 8435124409941 |
|  | 21001231 | DESAGÜE COMPLETO       | DRAIN                 | 8435124412316 |
|  | 21000998 | TUBO DE DESAGÜE        | DRAIN TUBE            | 8435124409989 |

|   |          |   |                                   |               |
|---|----------|---|-----------------------------------|---------------|
|  | 21000999 | LATIGUILLO DE CONEXIÓN<br>AGUA FRIA/CALIENTE<br>(AZUL/ROJO) | HOSE WATER<br>CONNECTION          | 8435124409996 |
|  | 21001000 | MANGUITO DE CONEXIÓN<br>ROCIADOR                            | HOSE CONNECTION<br>OF TOP SHOWER  | 8435124410008 |
|  | 21001001 | MANGUITO DE CONEXIÓN<br>TELEFONO DE DUCHA                   | HOSE CONNECTION<br>OF HAND SHOWER | 8435124410015 |