

CATALOGO DE RECAMBIOS

CABINA LANDIA HIDROSAUNA

Ed.01/09

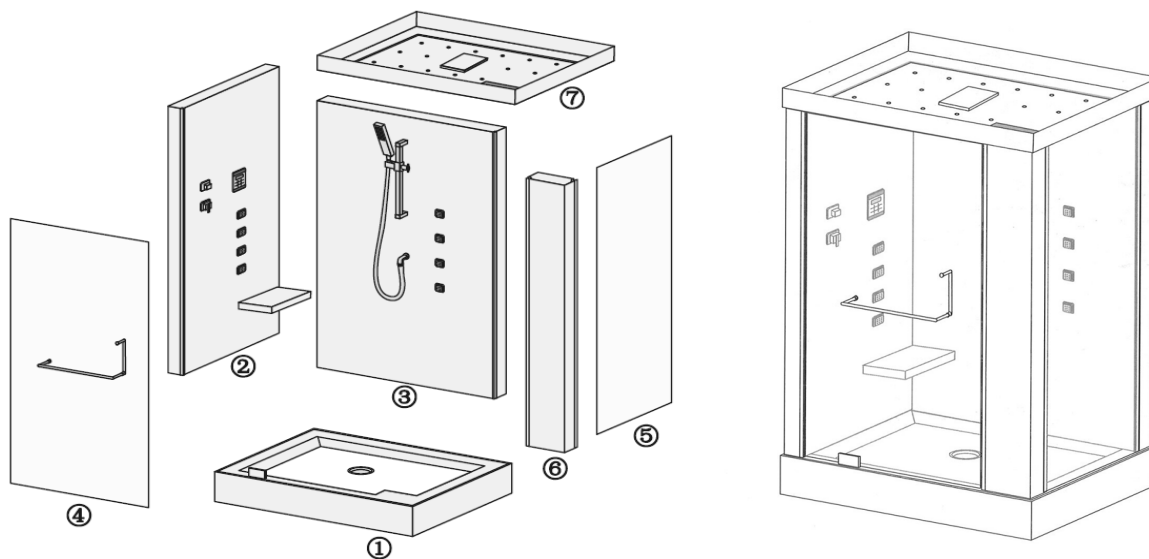


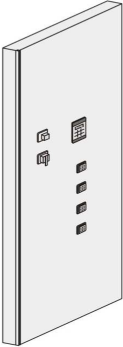




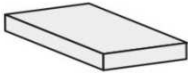
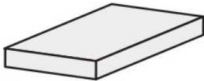









FOTO	REFERENCIA	DESCRIPCIÓN	DESCRIPTION	COD. EAN
	21001141	PLATO DE DUCHA DERECHA	SHOWER BASE "RIGHT"	8435124411418
	21001142	PLATO DE DUCHA IZQUIERDA	SHOWER BASE "LEFT"	8435124411425
	21001143	TECHO DERECHA	ROOF "RIGHT"	8435124411432
	21001144	TECHO IZQUIERDA	ROOF "LEFT"	8435124411449
	21001145	PANEL TRASERO "MANO DERECHA"	BACK PANEL (COMPLETE WITH ALL COMPONENTS) "RIGHT"	8435124411456

	21001146	PANEL TRASERO "MANO IZQUIERDA"	BACK PANEL (COMPLETE WITH ALL COMPONENTS) "LEFT"	8435124411463
	21001147	PANEL LATERAL DERECHA	SIDE PANEL "RIGHT"	8435124411470
	21001148	PANEL LATERAL IZQUIERDA	SIDE PANEL "LEFT"	8435124411487
	21001149	PANEL LATERAL CRISTAL	GLASS SIDE	8435124411494

	21001150	PUERTA DE CRISTAL	GLASS DOOR	8435124411500
	21001151	ESQUINA (ESTRUCTURA) "MANO DERECHA"	CORNER "RIGHT"	8435124411517
	21001152	ESQUINA (ESTRUCTURA) "MANO IZQUIERDA"	CORNER "LEFT"	8435124411524
	21001153	ASIENTO "MANO DERECHA"	SEAT "RIGHT"	8435124411531
	21001154	ASIENTO "MANO IZQUIERDA"	SEAT "LEFT"	8435124411548
	21001155	JUNTA VIERTEAGUAS	SILICONE DOORS (1 SET)	8435124411555

	21001156	IMANES DE LAS PUERTAS	MAGNETS DOORS (2 SET)	8435124411562
	21001157	ROCIADOR DE TECHO	TOP SHOWER	8435124411579
	21001158	INYECTORES (JETS)	JETS	8435124411586
	21001159	REJILLA ALTAVOZ	GRID SPEAKER	8435124411593
	21001160	ALTAVOZ (FICHA AZUL)	SPEAKER	8435124411609
	21001161	VISAGRAS PUERTAS	HINGE DOOR	8435124411616

	21001162	ASA Y TOALLERO	HAND DOOR AND TOWEL	8435124411623
	21001163	SOPORTE SENSOR TEMPERATURA	SUPPORT OF TEMPERATURE SENSOR	8435124411630
	21001164	SOPORTE PLACA DE LED	SUPPORT OF LED	8435124411647
	21001165	PLACA DE LED	BOARD LED	8435124411654
	21001166	PLACA DE LED (FINAL DE CIRCUITO)	BOARD LED (FINAL CIRCUIT)	8435124411661
	21001183	ADAPTADOR DEL CIRCUITO DE LEDS	ADAPTOR OF ROOF LED LIGHT	8435124411838

	21001167	GRIFERÍA COMPLETA	FAUCET	8435124411678
	21001178	MANDOS GRIFERÍA	KNOBS	8435124411784
	21001179	EMBELLECEDORES	TRIMS	8435124411791
	21001168	TORNILLERÍA	SCREW (COMPLETE)	8435124411685
	21001169	PANEL DE CONTROL MODELO: ZQIP-SQM01	CONTROL PANEL ZQIP-SQM01	8435124411692

	21001170	CAJA DE SISTEMA ELECTRICO (CPU) ZQIP-SQM01	ELECTRONIC SYSTEM (CPU) ZQIP- SQM01	8435124411708
	21001171	GENERADOR DE VAPOR	STEAM GENERATOR	8435124411715
	21001172	CAJA CONEXIÓN	BOX CONNECTIONS	8435124411722
	21000839	SELECTOR DE FUNCIONES	SELECT FUNCTION	8435124408395
	21000840	MONOMANDO	CARTRIDGE	8435124408401
	21001174	SOPORTE FLEXO DUCHA	SUPPORT FLEXO	8435124411746

	21001175	TELEFONO DUCHA	HAND SHOWER	8435124411753
	21000624	FLEXO DUCHA	FLEXO	8435124406247
	21001177	SOPORTE TELEFONO DUCHA	SUPPORT OF HAND SHOWER	8435124411777
	21000853	MANGUITO DESAGÜE DEL CALDERÍN	HOSE CONNECTION OF DRAIN STEAM	8435124408531
	21000856	CODO CONEXIÓN ROCIADOR DEL TECHO	CONNECTION OF TOP SHOWER	8435124408562
	21000851	DESAGÜE	DRAIN COMPLETE	8435124408517

	21000517	TUBO DE DESAGÜE	DRAIN TUBE	8435124405172
	21000858	MANGUITOS DE CONEXIÓN AGUA FRIA/CALIENTE (AZUL/ROJO)	HOSE WATER CONNECTION	8435124408586
	21001180	MANGUITO CON PROTECCIÓN TÉRMICA	HOSE OF STEAM	8435124411807
	21001181	MANGUITO DE ENTRADA AGUA AL CALDERÍN	HOSE WATER INLET OF GENERATOR	8435124411814
	21000857	CODO DE CONEXIONES	CONNECTION OF HOSE WATER	8435124408579
	21001182	SALIDA DE VAPOR	STEAM SPRAY	8435124411821

